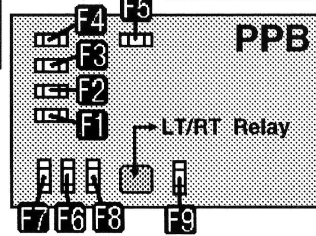
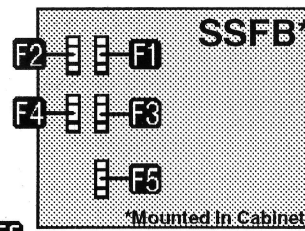
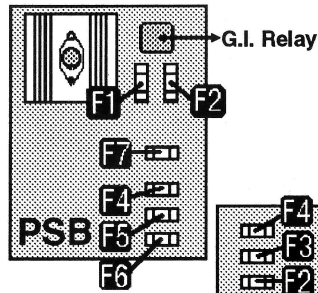
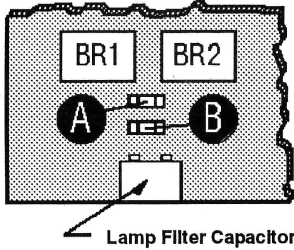


The Who's Tommy

Backbox Bridges Mounted in Backbox	
A:	B:
8A Slo-Blo 32v Coils	8A Slo-Blo 18v DC Lamps




Power Supply Board PSB	
F1	7A Slo-Blo +5vDC Regulator Input (9vAC)
F2	7A Slo-Blo +5vDC Regulator Input (9vAC)
F3	Not Used
F4	8A Slo-Blo Switched Illumination Buss (18vDC)
F5	5A Slo-Blo Solenoid (34vDC) Bumpers, Slingshots, etc.
F6	5A Slo-Blo Solenoid Buss (34vDC) L/R Relay Coils/Flash
F7	0.5A 250v Slo-Blo Display Reg. Input (90vAC)

Popcorn Popping Board PPB	
F1	G.I. 5A Slo-Blo Playfield
F2	G.I. 5A Slo-Blo Backbox Dr./Spkr. Panel
F3	G.I. 5A Slo-Blo Playfield & Coin Door
F4	G.I. 5A Slo-Blo Backbox Door
F5	50v 5A Flippers /All 50v Coils
F6	32v Flash Lamps /Right
F7	32v 3A Coils /Left
F8	50v 4A / 50v Coils
F9	50v 5A Laser Kick

Solid State Flipper Bd. SSFB	
F1	3A 250v Slo-Blo 50v DC Output (All Fuses) Lower RT Flipper
F2	3A 250v Slo-Blo 9v AC Holding (
F3	3A 250v Slo-Blo 50v DC Output LT Flipper
F4	3A 250v Slo-Blo 9v AC Holding
F5	3A 250v Slo-Blo 50v DC Output Upper Flipper
Cabinet Fuses	
Main Fuse Line:	
8Amp 250v Slo-Blo	
International:	
4Amp 250v Slo-Blo	

Shaker Motor Board SMB	
F1	2.5Amp Slo-Blo Airplane Motor
F2	2.5Amp Slo-Blo Shaker Motor
F3	2.5Amp Slo-Blo Shaker Motor



Switched, CPU Controlled Auxiliary & Constant Power Solenoids

Coil No.	Coil or Flashlamp Description	Drive Transistor (D.T.)	On Which Board?	D.T. Control Line	D.T. Control Line Connect	Power Line	Power Line Connection	Power Description	Coil or Flash Type
1L	6-Ball Ass'y Lockout Flashlamp: X4 By Bottom Arch Lt & Right	Q46	PPB	VIO-BRN	PPB J2-10	BRN	PPB J6-3	32v L	25-1240
1R	Ball Elect Flashlamp: X4 Upper Right Corner	Q45	PPB	VIO-RED	PPB J2-9	BRN	PPB J6-3	32v L	23-800
2L	Auto Ball Launch Flashlamp: X2 Left Scoop	Q44	PPB	VIO-ORG	PPB J9-2	YEL/VIO	PPB J7-8,9	50v L	22-600
3L	Left Scoop Flashlamp: X2 Upper Right	Q43	PPB	VIO-YEL	PPB J8-4	BRN	PPB J6-3	50v L	23-800
4L	Left Scoop Flashlamp: X4 Turbo Hot Dog	Q42	PPB	VIO-GRN	PPB J2-6	BRN	PPB J6-3	32v L	23-800
5L	Elect Flashlamp: X4 Back Panel	Q41	PPB	VIO-BLU	PPB J2-5	BRN	PPB J6-3	32v L	24-940
6L	Not Used Flashlamp: X2 Lower Right Hot Dog	Q40	PPB	Not Used	PPB J2-3	Not Used	---	---	Not Used
7L	Knocker Flashlamp: X4 Hot Dogs	Q39	PPB	VIO-GRY	PPB J2-2	BRN	J6-3PPB	32v L	23-800
8L	Shaker Motor TIP 36C	Q1	PPB	BRN-BLK	PPB J9-12	ORG	PPB J6-4,5	32v R	Bulb #89
10	Left & Right Relay	Q29	CPU	BRN-RED	CPU CN12-2	RED/WHT	PS CN9-5	32v	24vDC 10A OPDT
11	G.I. Relay	Q28	CPU	BRN-ORG	CPU CN12-4	RED	PS CN8-6,7,8	32v	---
12	Top Diverter	Q27	CPU	BRY-YEL	CPU CN12-5	RED	PS CN8-6,7,8	32v	27-1500
13	Airplane Motor	Q26	CPU	BRN-GRN	CPU CN12-6	BLU/GRY	SMB J3-P1/9	9v DC	---
14	Mirror Motor Relay	Q25	CPU	BRN-BLU	CPU CN12-7	RED	PS CN8-6,7,8	32v	---
15	Tommy Flashlamp: X1	Q24	CPU	BRN-VIO	CPU CN12-8	RED	PPB J6-4,5	32v R	Bulb #89
16	Not Used	---	---	---	---	---	---	---	---
17	Top Left Turbo Bumper	Q11	CPU	BLU-BRN	CPU CN19-7	RED	PS CN3-6	32v	23-800
18	Top Center Turbo Bumper	Q9	CPU	BLU-RED	CPU CN19-4	RED	PS CN3-6	32v	23-800
19	Top Right Turbo Bumper	Q8	CPU	BLU-ORG	CPU CN19-3	RED	PS CN3-6	32v	23-800
20	Left Slingshot	Q10	CPU	BLU-YEL	CPU CN19-5	RED	PS CN3-6	32v	23-800
21	Right Slingshot	Q12	CPU	BLU-GRN	CPU CN19-8	RED	PS CN3-6	32v	23-800
22	Not Used	---	---	---	CPU CN19-9	---	PPB J7-3	32v	23-800

Additional Coil(s) from Auxillary Board: Servo (BRN/WHT)/GRY/BLU

Column	1 GRN-BRN CN6-1	2 GRN-RED CN6-2	3 GRN-ORN CN6-3	4 GRN-YEL CN6-4	5 GRN-BLK CN6-5	6 GRN-BLU CN6-7	7 GRN-VIO CN6-8	8 GRN-GRY CN6-9
1 WHT-BRN CN10-9	Plumb Tilt 1	Ball Trough #1 LT 9	Left Slingshot 17	LT 3-Bank S-U BOT 25	RT 3-Bank S-U Top 33	Mirror Trough 41	Left Turbo Bumper 49	Lamp Ramp Enter 57
2 WHT-RED CN10-8	4th Coin 2	Ball Trough #2 10	Right Slingshot 18	LT 3-Bank S-U MID 26	RT 3-Bank S-U MID 34	Skill Trough 42	Center Turbo Bumper 50	Left Ramp Exit 58
3 WHT-ORN CN10-7	Credit Button 3	Ball Trough #3 11	VUK 19	LT 3-Bank S-U Top 27	RT 3-Bank S-U BOT 35	Captive Ball 43	Right Turbo Bumper 51	Not Used 59
4 WHT-YEL CN10-6	Right Coin 4	Ball Trough #4 12	LT Ramp S-U LT 20	Mirror Up 28	Left Return Lane 36	VUK Sneak-In 44	Not Used 52	Not Used 60
5 WHT-GRN CN10-5	Center Coin 5	Ball Trough #5 13	LT Ramp S-U RT 21	Top Left Follower 29	Right Return Lane 37	Not Used 45	Not Used 53	Not Used 61
6 WHT-BLU CN10-3	Left Coin 6	Ball Trough #6 14	Right Ramp S-U 22	Right Ramp Enter 30	Middle Stand-Up 38	Not Used 46	Not Used 54	Right Ramp Exit 62
7 WHT-VIO CN10-2	Slam Tilt 7	Ball Trough #7 RT 15	Left Scoop 23	Mirror Down 31	Left Spinner 39	Eject 47	Left Outlane 55	Left End of Stroke 63
8 WHT-GRY CN10-1	Extra Ball Button 8	Shooter Lane 16	Silver Ball Target 24	Mirror Target 32	Right Spinner 40	Top Right Rollover 48	Right Outlane 56	Right End of Stroke 64

Column	1 YEL-BRN CN7-1	2 YEL-RED CN7-2	3 YEL-ORN CN7-3	4 YEL-BLK CN7-4	5 YEL-GRN CN7-5	6 YEL-BLU CN7-7	7 YEL-VIO CN7-8	8 YEL-GRY CN7-9
1 RED-BRN CN6-1	Insert X2 (T)OMMY 1	Skill Shot 9	Jackpot 17	LT 3-Bank S-U BOT 25	RT 3-Bank S-U Top 33	P/F (T)OMMY 41	Left Turbo Bumper 49	Acid Queen LT 57
2 RED-BLK CN6-2	Grid: Christmas 2	Insert X2 (O)OMMY 10	Double Jackpot 18	LT 3-Bank S-U MID 26	RT 3-Bank S-U MID 34	P/F (O)OMMY 42	Center Turbo Bumper 50	Acid Queen CT 58
3 RED-ORN CN6-3	Grid: Cousin Kevin 3	Grid: Smash the Mirror 11	Insert X2 (M)OMMY 19	LT 3-Bank S-U Top 27	RT 3-Bank S-U BOT 35	P/F (M)OMMY 43	Right Turbo Bumper 51	Acid Queen RT 59
4 RED-YEL CN6-5	Grid: Holiday Camp 4	Grid: Fiddle About 12	LT Ramp S-U LT 20	Insert X2 (M)OMMY 28	Mystery 36	P/F (M)OMMY 44	Spinner Bonus RT 52	Sally Simpson LT 60
5 RED-GRN CN6-6	Grid: Lite Extra Ball 5	Grid: Acid Queen 13	LT Ramp S-U RT 21	Spinner Bonus LT 29	Insert X2 (Y)OMMY 37	P/F (Y)OMMY 45	Lite Union Jack RT 53	Sally Simpson RT 61
6 RED-BLU CN6-7	Grid: Silver Ball 6	Grid: There's A Doctor 14	RT. Ramp S-U Top 22	Extra Ball 30	More Time 38	Outlanes X2 46	Holiday Camp 54	Scoop Multiball 62
7 RED-VIO CN6-8	Grid: Captain Walker 7	Grid: Tommy Scoring 15	Extra Ball Button 23	Lite Union Jack LT 31	Captain Walker LT 39	Mirror Multiball 47	Return Lanes X2 55	Collect Union Jack 63
8 RED-GRY CN6-9	Grid: Wizard 8	Grid: Sally Simpson 16	Silver Ball 24	Genius 32	Captain Walker RT 40	Shoot Again 48	Airplane 56	Credit Button 64

Acronyms:

X: Times LT: Left RT: Right BOT: Bottom MID: Middle CT: Center P/F: Playfield S-U: Stand-Up

SWITCH MATRIX



DATA EAST
PINBALL, INC.
1990 Janice Ave.
Melrose Park, IL
60160

Tech Support
Hotline
1-800-KICKERS
or
FAX
708-345-0010

LAMP MATRIX