

## SOLENOID IDENTIFICATION

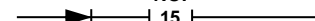
I.D. NO.	TRANS. NO.	JACK	WIRE COLOR	DESCRIPTION
1	Q1	J2-9	G-O	LEFT SLINGSHOT
2	Q2	J2-4	G-BLU	RIGHT SLINGSHOT
3	Q3...	J2-5	G-B	KNOCKER
4	Q4	J1-5	B-BLU	OUTHOLE
5	Q5	J2-10	G-Y	RIGHT DROP BANK
6	Q6...	J2-11	G-R	TOP DROP BANK
7	Q7	J2-12	R-Y	POP BUMPER
8	Q8	J5-10	B-O	LEFT LANE KICK-OUT HOLE
9	Q9...	J5-9	R-BLU	DROP TARGET #5
10	Q10	J5-15	O-W	DROP TARGET #4
11	Q11	J5-14	O-B	DROP TARGET #2
12	Q12...	J5-13	O-G	DROP TARGET #3
13	Q13	J5-12	B-Y	DROP TARGET #7
14	Q14	J5-11	B-G	DROP TARGET #6
15	Q15	J3-5	Y-W	FLIPPER ENABLE RELAY
16	Q16...	J5-8	G-W	DROP TARGET #1
17	Q17	J5-7	O-R	LEFT DROP BANK RESET
18	Q18	J5-3	R-W	LOOP DROP TARGET
19	Q19	J2-8	Y-W	COIN LOCK OUT

## SWITCH IDENTIFICATION

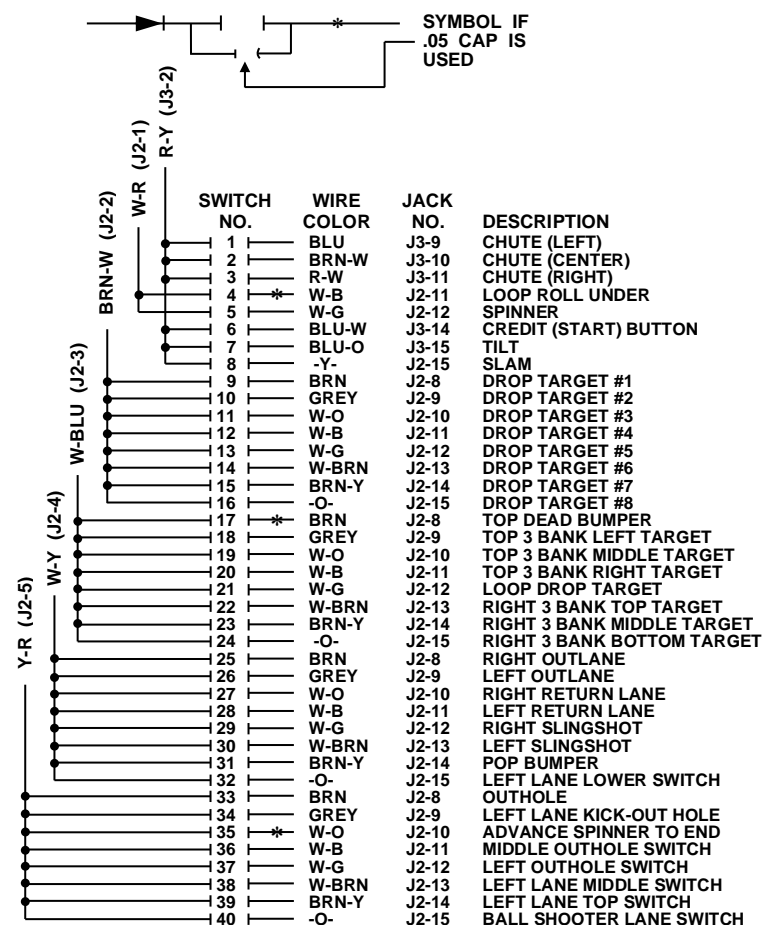
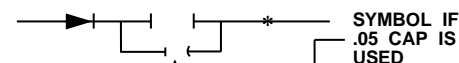
SWITCH  
SYMBOL



SWITCH  
NO.



SWS. #1, 2, & 3 NO DIODE  
ALL OTHER SWITCH USE  
DIODE 1N4004



Font used: Helvetica

Nine Ball Solenoid and Switch Identification card (size 248 x 187 mm) confirmed.

Enjoy and have fun,

Peter

[www.inkochnito.nl](http://www.inkochnito.nl)

If you like my work, please send me a donation via PayPal.