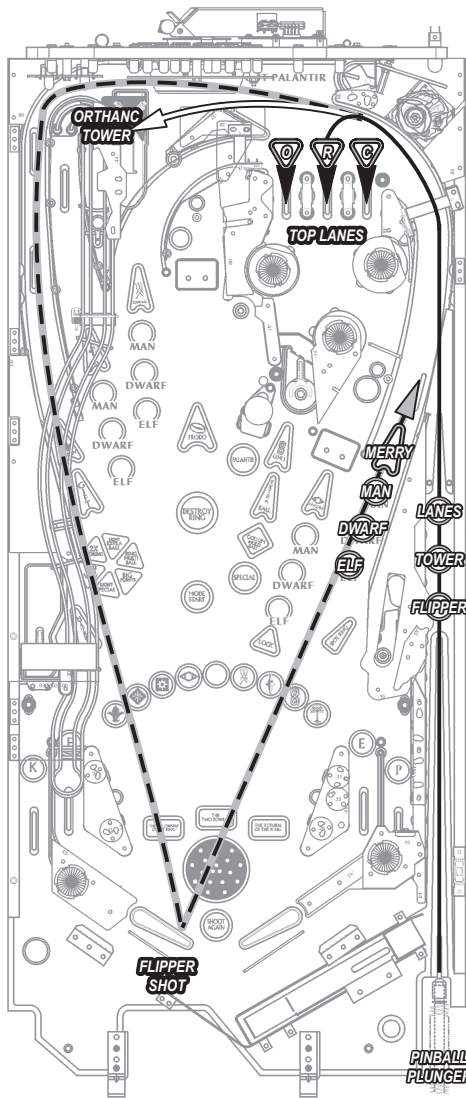
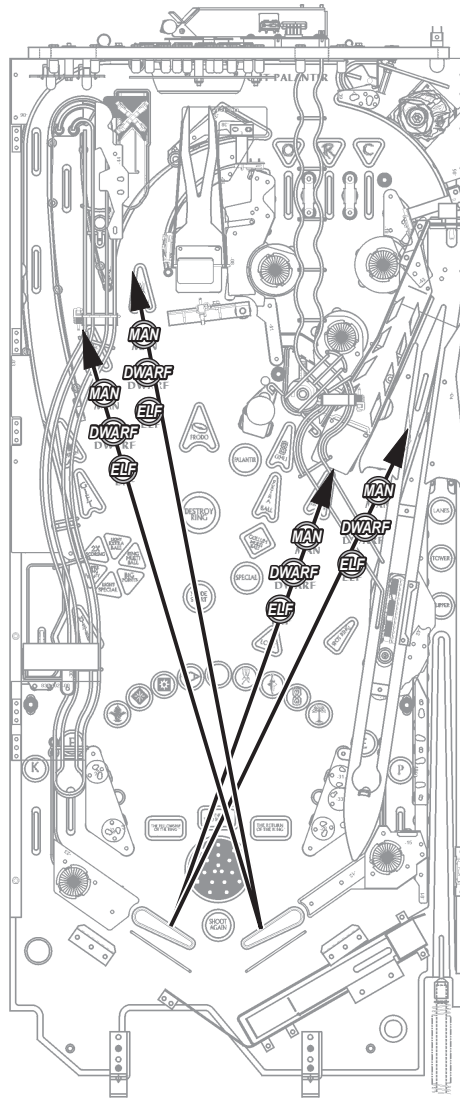


# LORD OF THE RINGS® PLAYFIELD SHOT MAP



Hint: Get ball into Top Lane which is lit-up. Use Flipper Buttons to move lights.

**Skill Shot**  
Time your plunge to select your target  
**LANES**, **TOWER** or **FLIPPER** (watch the Shooter Lane Lights).



**Rings of Power** Shoot the 4 Ring Shots to collect **Rings of Power** :



- 3 Rings of Elves Lights **Lights Mode Start** on Center Ring Shot.
- 7 Rings of Dwarves Lights **Mystery Award** on Hobbiton.
- 9 Rings of Men Lights **Gollum Multiball** on Right Saucer.

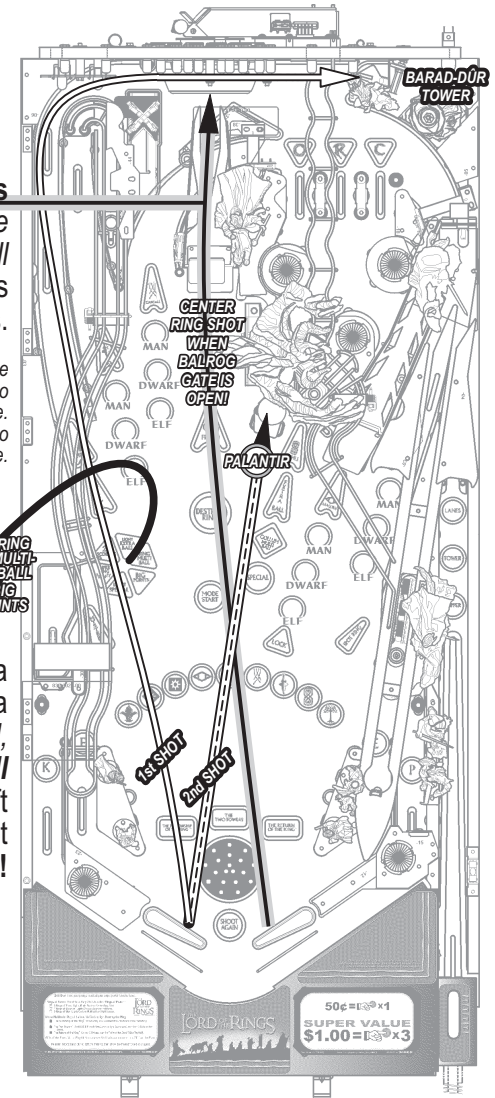
## Gifts of the Elves

Win a **Ring Mode** or a **Movie Multiball** to earn a wondrous Gift from the Elves.

Hint: Getting ball into the Ring (Center Ring Shot into Back Panel) starts a mode. Make all flashing shots to win mode.

- Gifts :**
- LIGHT EXTRA BALL
  - 2X SCORING
  - SUPER RING FRENZY
  - RING MULTI-BALL
  - BIG LIGHT POINTS SPECIAL

After winning a **Ring Mode** or a **Movie Multiball**, **1 of 6 Gifts will flash**. Collect Gift with the same shot to **Barad-dûr** !



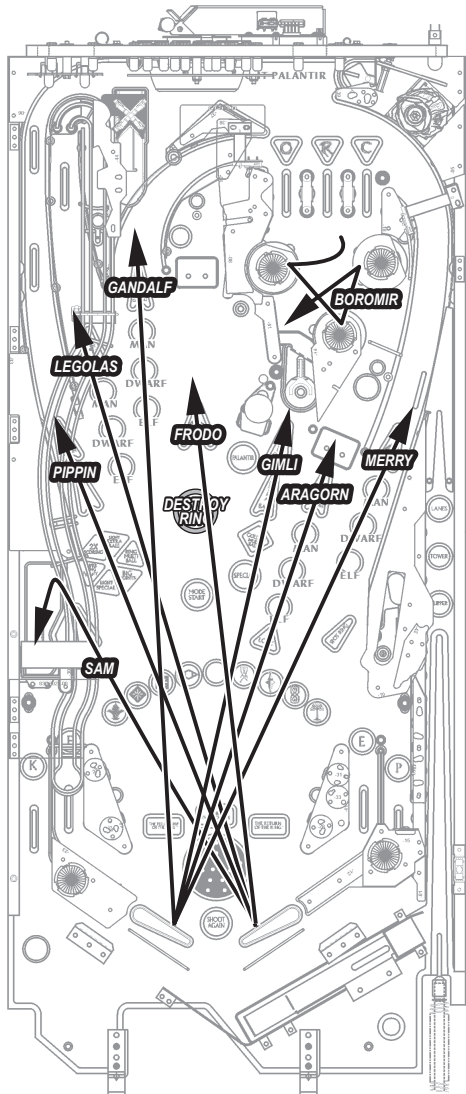
**1st SHOT** → **Palantir**  
Shoot **Barad-dûr** to light the **Palantir**, then shoot the **Palantir** to aid your quest.

**2nd SHOT** →

# LORD OF THE RINGS® PLAYFIELD SHOT MAP CONTINUED

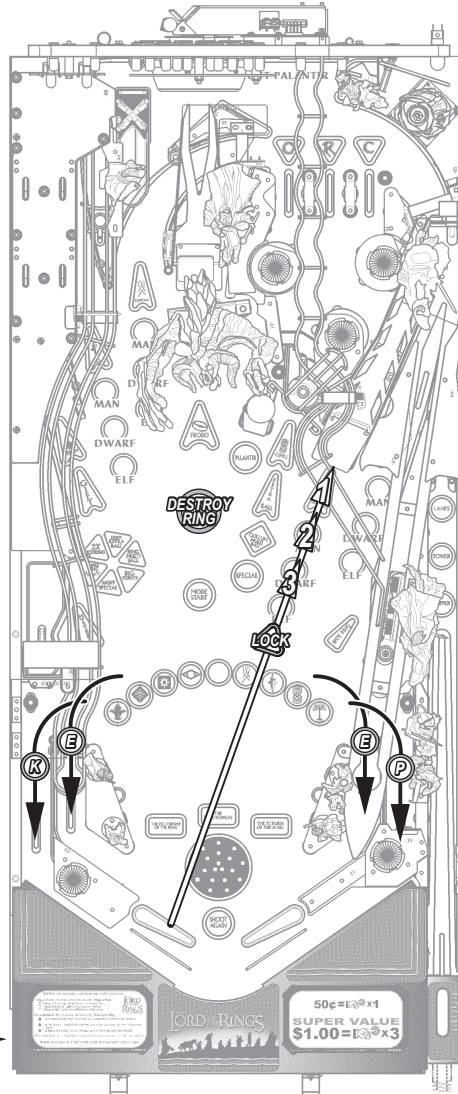
## Movie Multiballs

Play all 3 *Movie Multiballs* to light **Destroy the Ring** : 



**Movie Multiball**

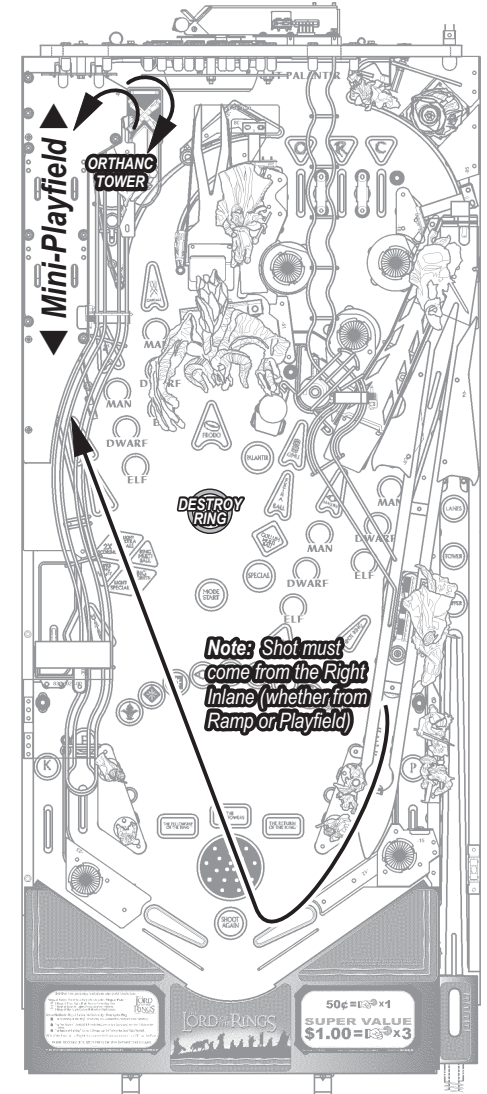
**The Fellowship of the Ring** Shoot every shot to collect the 9 Members of the Fellowship.



**Movie Multiball**

**The Two Towers** Spell **KEEP** on Bottom Lanes to light Sword Lock, then lock 3 Balls on the Sword.

Hint: Use Flipper Buttons to move **KEEP** lights. Get ball into UNLIT lane to light it.



**Movie Multiball**

**The Return of the King** Collect 5,000 souls on the Paths of the Dead (Mini-Playfield)

